

Igo  
HD  
HDM



HDT



GTMR



CITY CRANE



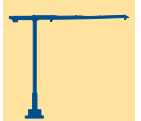
TOPKIT MD  
MAXI MD



MAXI TOPKIT



Topless MDT



MR




CE FEM 1.001-A3



LMN 4

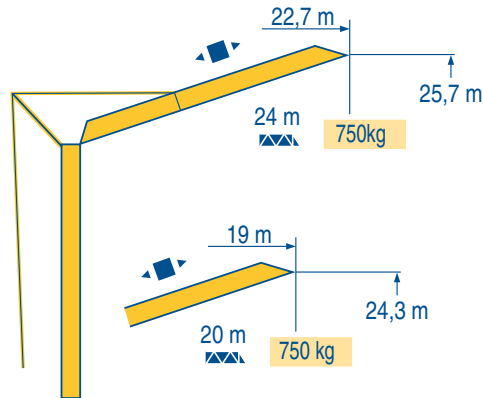
<b>Courbes de charges</b>	<b>F</b>	<b>Load diagrams</b>	<b>GB</b>	<b>Curve di carico</b>	<b>I</b>
<b>Lastkurven</b>	<b>D</b>	<b>Curvas de cargas</b>	<b>E</b>	<b>Curva de cargas</b>	<b>P</b>



24 m	2,6	▶	12,2	m	11,1	12	13	14	15	16	17	18	19	20	21	22	23	24	m
			2000	kg	2000	1815	1640	1490	1365	1260	1165	1085	1015	950	890	840	795	750	kg
20 m	2,6	▶	12,2	m	11,5	12	13	14	15	16	17	18	19	20	m				
			2000	kg	2000	1905	1720	1570	1440	1325	1230	1145	1065	1000	kg				

LMN 3

<b>Flèche relevée</b>	<b>F</b>	<b>Luffing jib</b>	<b>GB</b>	<b>Braccio impennato</b>	<b>I</b>
<b>Ausleger in Steilstellung</b>	<b>D</b>	<b>Flecha izada</b>	<b>E</b>	<b>Lança inclinada</b>	<b>P</b>



LMN 3

	<b>Chariot distributeur</b>	<b>F</b>	<b>Verfahrbare laufkatze</b>	<b>D</b>	<b>Traversing trolley</b>	<b>GB</b>	<b>Carro distribuidor</b>	<b>E</b>	<b>Carrellino distributore</b>	<b>I</b>	<b>Carro distribuidor</b>	<b>P</b>
--	-----------------------------	----------	------------------------------	----------	---------------------------	-----------	---------------------------	----------	--------------------------------	----------	---------------------------	----------

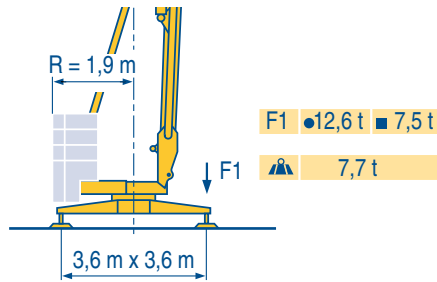
Réactions  
Eckdrücke



Reactions  
Reacciones



Reazioni  
Reacções



LMN 1

●	Réactions en service	F	Reaktionskräfte in Betrieb	D	Reactions in service	GB	Reacciones en servicio	E	Reazioni in servizio	I	Reacções em serviço	P
■	Réactions hors service		Reaktionskräfte außer Betrieb		Reactions out of service		Reacciones fuera de servicio		Reazioni fuori servizio		Reacções fora de serviço	
▲	A vide sans lest (ni train de transport) avec flèche et hauteur maximum		Ohne Last, Ballast (und Transportachse), mit Maximalausleger und Maximalhöhe.		Without load, ballast (or transport axles), with maximum jib and maximum height.		Sin carga, sin lastre, (ni tren de transporte), flecha y altura máxima.		A vuoto, senza zavorra (ne assali di trasporto) con braccio massimo e altezza massima.		Sem carga (nem trem de transporte)-sem lastro com lança e altura máximas.	

Mécanismes  
Antriebe



Mechanisms  
Mecanismos



Meccanismi  
Mecanismos



											ch - PS hp	kW
▲	9 PC 10	m/min	6,6	20	40	8,2	6	2000	2000	1000		
		kg	2000	2000	1000							
◀ ▶	2 D2 V4	m/min	18 - 36			2	1,5					
●	RVF 30	tr/min U/min rpm	0 → 1			1,5	1,1					
CEI 38		IEC 38	kVA									
400 V(+6% -10%) 50 Hz			9 PC : 12 kVA			84/534 - 87/405						

LMN 3

▲	Levage	F	Heben	D	Hoisting	GB	Elevación	E	Sollevamento	I	Elevação	P
◀ ▶	Distribution		Katzfahren		Trolleying		Distribución		Distribuzione		Distribuição	
●	Orientation		Schwenken		Slewing		Orientación		Rotazione		Rotação	
👂	Conforme aux directives CEE 84/534 et 87/405 sur le niveau acoustique		Gemäss EWG-Richtlinien 84/534 und 87/405 für den Schall-Leistungspegel		In compliance with the EEC 84/534 and 87/405 Instructions on noise level		Conforme con las directivas CEE 84/534 y 87/405 sobre el nivel acustico		Conforme alle direttive CEE 84/534 e 87/405 sul livello acustico		Conforme as directivas CEE 84/534 e 87/405 sobre o nível acústico	

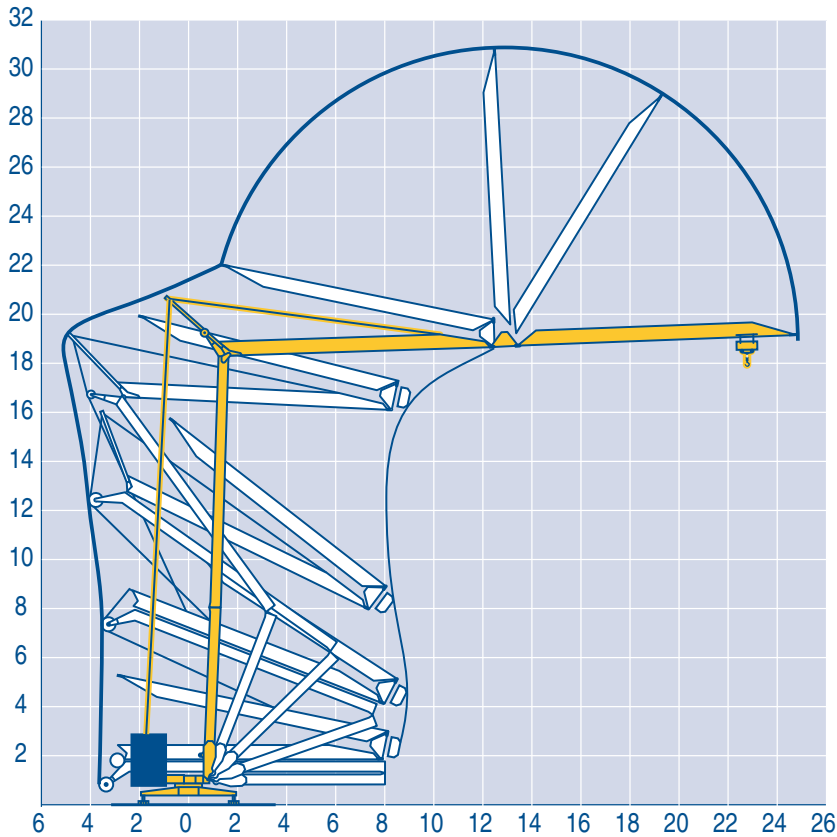
Montage  
Montage



Erection  
Montaje



Montaggio  
Montagem



LMN 1

Transport  
Transport



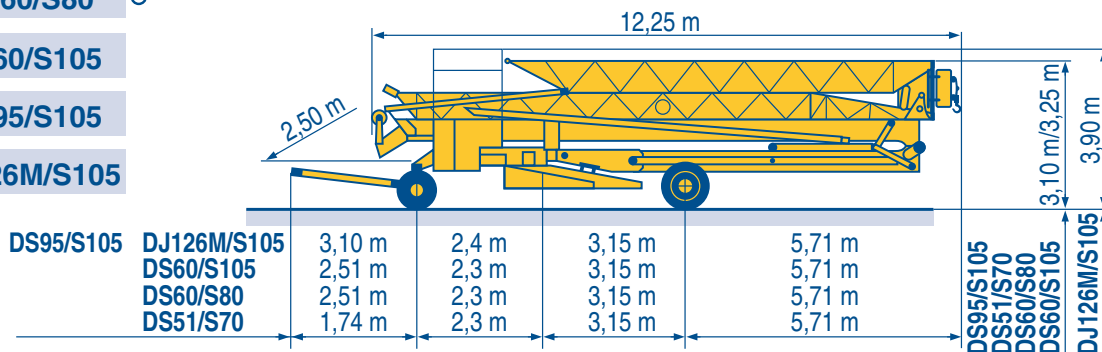
Transport  
Transporte



Trasporto  
Transporte



- DS51/S70 ○
- DS60/S80 ○
- DS60/S105
- DS95/S105
- DJ126M/S105



LMN 1



Chantier



Baustelle



Site



Obra



Cantiere



Estaleiro



Modifications réservées. Änderungen vorbehalten. Subject to modification. Modificaciones reservadas. Modifiche riservate. Reserva de modificaciones.