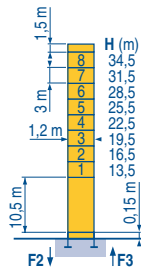




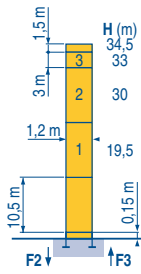
Mat / Réactions  $\square$  1,2 m  
 Maste / Eckdrücke  $\blacksquare$   
 Masts / Reactions  $\blacktriangle$   
 Mástil / Reacciones  $\blacktriangle$   
 Torre / Reazioni  $\blacktriangle$   
 Tramo / Reações  $\blacktriangle$

LV31



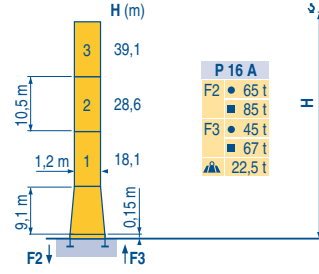
**P 12 C**

F2	● 76 t
	■ 91 t
F3	● 56 t
	■ 73 t
$\blacktriangle$	22 t



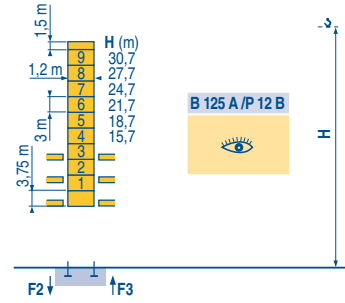
**P 12 C**

F2	● 76 t
	■ 91 t
F3	● 56 t
	■ 73 t
$\blacktriangle$	22 t

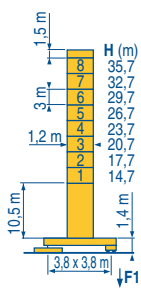


**P 16 A**

F2	● 65 t
	■ 85 t
F3	● 45 t
	■ 67 t
$\blacktriangle$	22,5 t

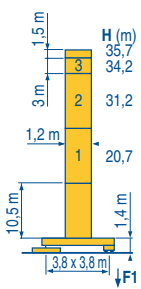


**B 125 A / P 12 B**



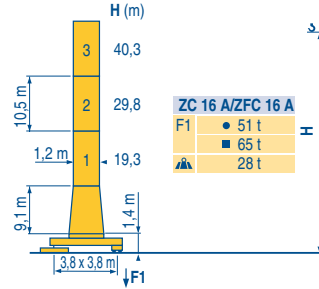
**ZF 12 A / ZFC 12 A**

F1	● 44 t
	■ 53 t
$\blacktriangle$	27,5 t



**ZF 12 A / ZFC 12 A**

F1	● 44 t
	■ 53 t
$\blacktriangle$	27,5 t



**ZC 16 A / ZFC 16 A**

F1	● 51 t
	■ 65 t
$\blacktriangle$	28 t

ZF - ZC - ZFC



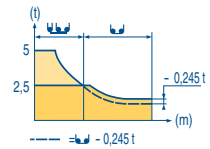
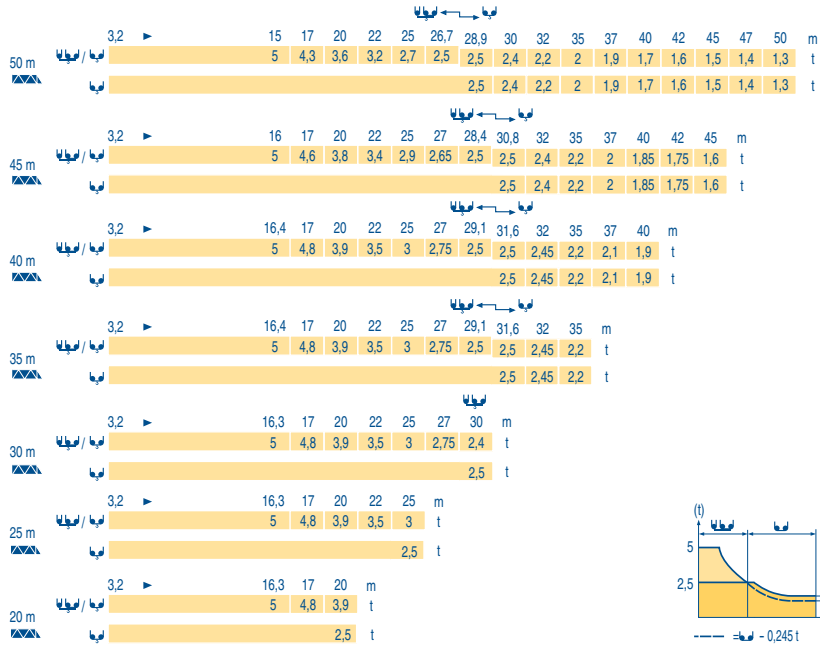
**CITY CRANE MC 85 B**



<b>F</b>	<b>D</b>	<b>GB</b>	<b>E</b>	<b>I</b>	<b>P</b>
● Réactions en service ● Réactions hors service $\blacktriangle$ A vide sans lest (ni train de transport) avec flèche et hauteur maximum.	Reaktionskräfte in Betrieb Reaktionskräfte außer Betrieb Ohne Last, Ballast (und Transportachse), mit Maximalausleger und Maximalhöhe.	Reactions in service Reactions out of service Without load, ballast (or transport axes), with maximum jib and maximum height.	Reacciones en servicio Reacciones fuera de servicio Sin carga, sin lastre, (ni tren de transporte), flecha y altura máxima.	Reazioni in servizio Reazioni fuori servizio A vuoto, senza zavorra (ne assali di trasporto) con braccio massimo e altezza massima.	Reações em serviço Reações fora de serviço Sem carga (nem trem de transporte)- sem lastro com lança e altura máximas.

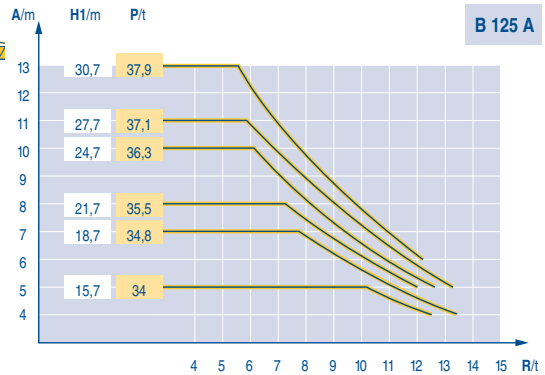
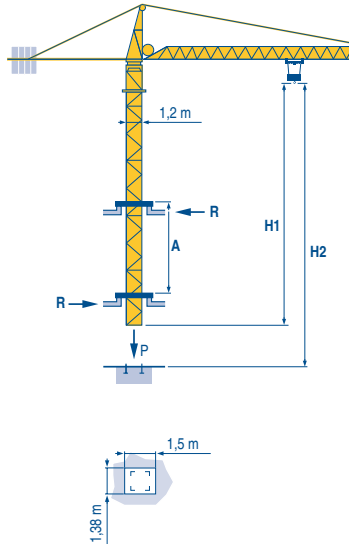
Courbes de charges  
Lastkurven  
Load diagrams  
Curvas de cargas  
Curve di carico  
Curva de cargas

LV21



Télescopage sur dalles  
Kletterkrane im Gebäude  
Climbing crane  
Telescopaje gruas trepadoras  
Gru in cavedio  
Telescopagem sobre lages

LV21



CITY CRANE  
MC 85 B

POTAIN

	F	D	GB	E	I	P
<b>A</b>	Distance entre cadres	Abstand zwischen den Rahmen	Distance between collars	Distancia entra marcos	Distanza fra i telai	Distância entre quadros
<b>H1</b>	Hauteur grue	Kranhöhe	Crane height	Altura grúa	Altezza gru	Altura da grua
<b>P</b>	Poids de la grue(en service)	Krangewicht (in Betrieb)	Crane weight (in service)	Peso de la grúa (en servicio)	Peso della gru (in servizio)	Peso da grua (em serviço)
<b>R</b>	Réaction horizontale	Horizontalkräfte	Horizontal reaction	Reaccion horizontal	Reazione orizzontale	Reação horizontal
	Voir télescopage sur dalles	Siehe Kletterkrane im Gebäude	See climbing crane	Veá grua trepadora	Consultare gru in cavedio	Ver telescopagem sobre lages

Mécanismes  
Antriebe  
Mechanisms  
**Mecanismos**  
Meccanismi  
Mecanismos

LVJ 1

			U			UU			ch - PS hp	kW	
	15 PC 13-6	m/min	7,2	21,5	43	3,6	11	21,5	15	11	185 m
		t	2,5	2,5	1,3	5	5	2,6			
	25 PC 13-8	m/min	8,2	33	66	4,1	16,5	33	25	18	323 m
		t	2,5	2,5	1,3	5	5	2,6			
	20 LVF 13	m/min	5 → 28,4 → 52,6 → 69			2,5 → 14,4 → 26,3 → 34,5			20	15	323 m
		t	2,5	2,5	1,3	0,65	5	5			
	4 D3 V3	m/min	15 - 30 - 58						4	3	
	RCV 60	tr/min U/min rpm	0 → 0,8						8	6	
	TVD 324	m/min	26						2 x 4	2 x 2,9	
	RT 224	m/min	25						2 x 4	2 x 2,9	
CEI 38		IEC 38		kVA							
400 V (+6% -10%) 50 Hz		15 PC : 30 kVA 25 PC : 35 kVA 20 LVF : 30 kVA				2000/14					

F	D	GB	E	I	P
Levage	Heben	Hoisting	Elevación	Sollevarmento	Elevação
Distribution	Katzfahren	Trolleying	Distribución	Ditribuzione	Distribuição
Orientation	Schwenken	Slewing	Orientación	Rotazione	Rotação
Translation	Kranfahren	Travelling	Traslación	Traslazione	Translação
Conforme aux directives CEE sur le niveau acoustique	Gemäss EWG-Richtlinien für den Schall-Leistungspegel	In compliance with the EEC Instructions on noise level	Conforme con las directivas CEE sobre el nivel acustico	Conforme alle direttive CEE sul livello acustico	Conforme as directivas CEE sobre o nível acústico

CASA MATRIZ: Camino Coquimbo N°16.776, Condominio Industrial los Libertadores, Colina Santiago, Chile.  
 LA SERENA: Parcela 110, Lote 3A, Vegas Norte.  
 CONCEPCIÓN: Camino a Coronel km. 11, Parque San Pedro, Módulo 15 N°6060, San Pedro de la Paz .  
 PERÚ ETAC: Avenida el Sol MZ J1 Lt B1 Villa el Salvador Lima.  
 COLOMBIA COLGRÚA: Calle 19 # 50-13, Bogotá.

TELÉFONO EMERGENCIAS  
+56 9 9228 3427